

Kitchen and Bathroom Programme (Example)

Choice Sheet Kitchens

Below is a sample choice sheet that you will be able to view at your consultation event or upon your individual property survey and design visit.

in partnership with **Symphony®**

Kitchen Selection Form

Door Frontals & Handles - Please tick the relevant choice

 Medford White & HPK 671 <input type="checkbox"/>	 Minnesota & HPK 671 <input type="checkbox"/>	 Virginia Oak & HPK 671 <input type="checkbox"/>
 Plaza Mussel & HPK 671 <input type="checkbox"/>	 Hacienda Champagne & HPK 671 <input type="checkbox"/>	

Please note that the inclusion of a larder unit or a corner carousel unit to your design is dependent on your kitchen's specific measurements and is limited to 1 x larder unit or 1 x corner carousel, not both.

Worktops - Please tick the relevant choice







 Everest Black <input type="checkbox"/>	 Natural Ash <input type="checkbox"/>
 Dark Ash <input type="checkbox"/>	 Oak Block <input type="checkbox"/>
 Riverside Beige <input type="checkbox"/>	 Tectonica <input type="checkbox"/>









in partnership with **Symphony®**

Kitchen Selection Form

Wall Colour - Please tick the relevant choice


 <input type="checkbox"/> Mineral Mist	 <input type="checkbox"/> Soft Peach	 <input type="checkbox"/> Apple White
 <input type="checkbox"/> White	 <input type="checkbox"/> Magnolia	 <input type="checkbox"/> Dulux Grey Steel 2

Flooring - Please tick the relevant choice

 <input type="checkbox"/> Bluebell	 <input type="checkbox"/> Warm Beech	 <input type="checkbox"/> Classic Oak
 <input type="checkbox"/> Bisque	 <input type="checkbox"/> Blackbird	 <input type="checkbox"/> Barley

Customer Name:
Customer Address:
Customer Postcode:
Customer Contact Number:
Customer Signature:
Date:

Please tick if no kitchen is required




Choice Sheet Bathrooms

Below is a sample choice sheet that you will be able to view at your consultation event or upon your individual property survey and design visit.

in partnership with **Symphony**[®]

Bathroom Selection Form

Wall Colour - Please tick the relevant choice	Customer Name:
<input type="checkbox"/> Mineral Mist	Customer Address:
<input type="checkbox"/> Soft Peach	Customer Postcode:
<input type="checkbox"/> Apple White	Customer Contact Number:
<input type="checkbox"/> White	Customer Signature:
<input type="checkbox"/> Magnolia	Date:
<input type="checkbox"/> Dulux Grey Steel 2	Please tick if no bathroom is required <input type="checkbox"/>
Flooring - Please tick the relevant choice	
<input type="checkbox"/> Bluebell	
<input type="checkbox"/> Warm Beech	
<input type="checkbox"/> Classic Oak	
<input type="checkbox"/> Bisque	
<input type="checkbox"/> Blackbird	
<input type="checkbox"/> Barley	

Specifications

Bathroom

- New bath tub with full height tiling around it.
- The possible provision of a shower head (depending on pressure test) for rinsing, not to be used as a shower.
- New wash hand basin and lever taps with 3 courses of tiling above.
- New toilet and cistern.
- Flooring to be laid with non-slip vinyl.
- Redecorate walls and ceiling.
- Install new extractor fan.

Kitchen

- Soft closing cupboard doors and drawers.
- 3 courses of ceiling tiles behind worktops spaces.
- Fully tile to height of cupboards behind hob.
- New single bowl sink with side drainer and lever taps.
- Flooring to be laid with non-slip vinyl.
- Redecorate walls and ceiling.
- Disconnect and reconnect appliances.
- Testing Gas and Electrics to property.
- Install new extractor fan.
- Install Heat and smoke alarms to property to LD2 standard.