








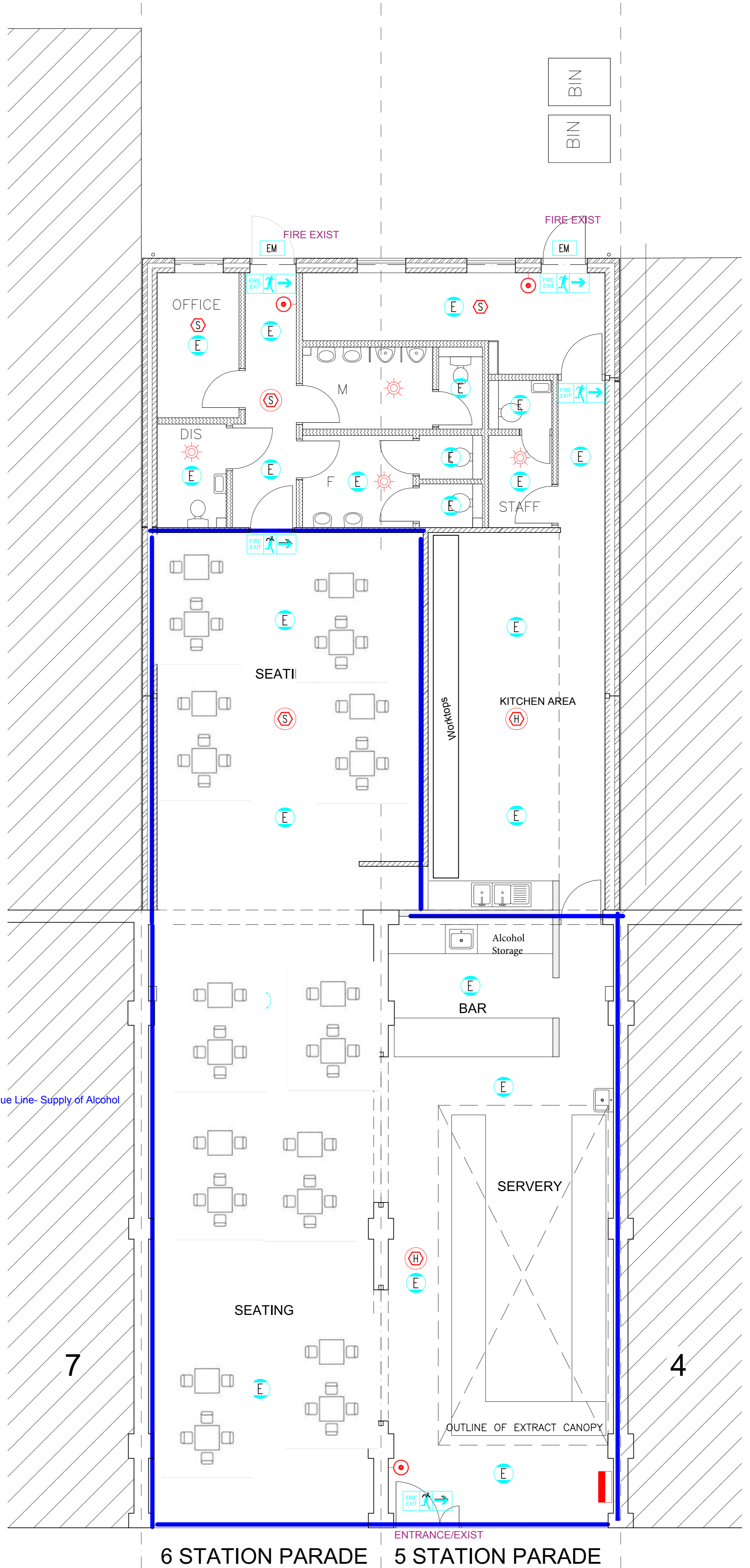
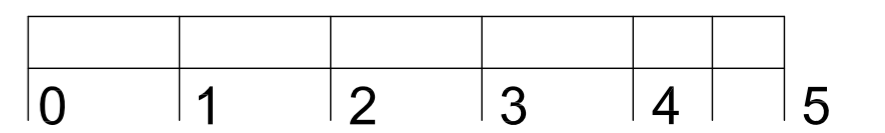


-  FIRE ALARM CONTROL PANEL
-  SMOKE DETECTOR
-  SMOKE DETECTOR WITH SOUNDER/FLASHING BEACON BASE
-  HEAT DETECTOR WITH SOUNDER/FLASHING BEACON BASE
-  MANUAL BREAK GLASS UNIT
-  FIRE ALARM FLASHING BEACON/SOUNDER
-  RECESSED EMERGENCY DOWNLIGHT NON-MAINTAINED
ANSELL LIGHTING – SIGNAL REF ASLED/3NM
-  EMERGENCY EXIT SIGN
-  IP65 EMERGENCY BULKHEAD FITTING
ANSELL LIGHTING – GUARDIAN REF AGLED/3M



SCALE BAR - METRES



No.	Revision	Date	Project 5 & 6 STATION PARADE WHITCHURCH LANE EDGWARE	Drawing Title FLOOR PLAN EMERGENCY LIGHTING & FIRE ALARM
			Scale 1:50 (A1 SHEET SIZE) 1:100 (A3 SHEET SIZE)	Drawing No. 23/103/E
		Date APRIL 2024	Drawn Checked	Revision